

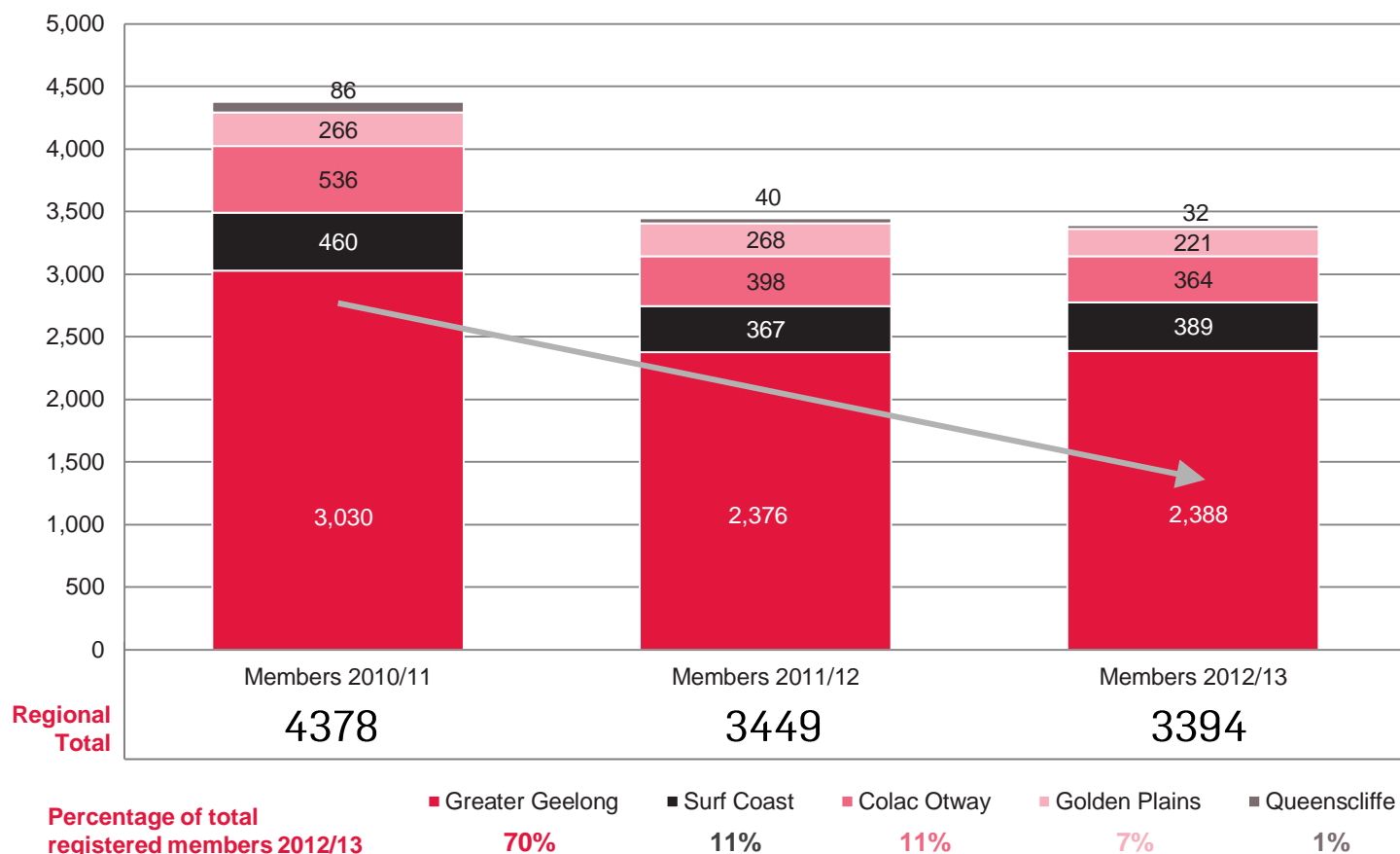


STATE OF PLAY 2014

TENNIS IN THE G21 REGION

SUMMARY REPORT JUNE 2014

TENNIS VICTORIA REGISTERED MEMBERS BY LGA – G21 REGION
2010/2011 TO 2012/2013



*Note: Data represents all known Tennis Victoria affiliated club registrations and may not include all club registrations within the region.

STATE OF PLAY 2014

TENNIS IN THE G21 REGION – SUMMARY REPORT JUNE 2014

PARTICIPATION

The statements below represent a summary of Tennis Victoria registered participant statistics for the 2012/13 year.

- ▶ Tennis Victoria registered participants have decreased by 22% from 4,378 in 2010/11 to 3,394 registered participants (-982) in 2012/13.
- ▶ The most significant losses occurred in the 2010/11 year.
- ▶ There is an equitable balance of female participation in tennis across the G21 region representing 46% of all 2012/13 Tennis Victoria registered participants (54% male participants).
- ▶ Greater Geelong provided 70% of 2012/13 registered participants, followed by Surf Coast (11%), Colac Otway (11%), Golden Plains (7%) and Queenscliffe (1%).
- ▶ The localities with the strongest existing tennis participation in the region were Central, Southern and Eastern Geelong postcode areas (3216, 3219, 3220) and Ocean Grove (3226).
- ▶ North Geelong, the Bellarine Peninsula and Aireys Inlet / Fairhaven areas also identified stronger levels of participation than the remainder of the region.
- ▶ Tennis Australia reported 2,653 registered MLC Tennis Hot Shots participants in 2012/13 in the region and 45 Cardio Tennis participants.
- ▶ 1.48% of the 2013 G21 regional population were registered with Tennis Victoria (1:65 people).

CLUB AND FACILITY NETWORK

Club network figures below represent all known tennis clubs operating within the G21 region.

- ▶ In 2012/13 there were 89 tennis clubs operating in the region at 105 operational tennis venues.
- ▶ The 105 operational tennis venues provide 402 usable tennis courts. Greater Geelong (53% of total usable courts), Colac Otway (18%), Golden Plains (14%), Surf Coast (13%) and Queenscliffe (2%).
- ▶ 31% of playable tennis courts have floodlighting. There is a significant shortfall of floodlit courts in the region, well below ideal minimums of between 50% to 75% of courts.
- ▶ The region provides 2 indoor tennis centres in Colac and North Geelong.
- ▶ The region provides 8 venues providing 8 or more courts (7.6% of venues) - 6 are based in Greater Geelong, 1 in Anglesea and 1 in Colac.
- ▶ 40% of existing tennis courts provide a recognised Tennis Australia player development surface (red porous/clay, natural grass or acrylic hard court).
- ▶ 63% of G21 based clubs (56 of 89) clubs are affiliated with Tennis Victoria - this is well below the state average of 75%.
- ▶ 72 was the average reported Tennis Victoria affiliated club membership for 2012/13. Only 6 clubs had memberships of greater than 100.
- ▶ 54% of affiliated tennis clubs reported an increase in membership in 2012/13 from the previous year.

STRATEGIC PRIORITIES

In 2014 the G21 Regional Tennis Strategy was completed and a number of regional focus areas were identified to support the growth and development of tennis. These were:

- ▶ STRUCTURE OF TENNIS
- ▶ PARTICIPATION
- ▶ FACILITY PROVISION & RENEWAL
- ▶ CLUB SUPPORT & DEVELOPMENT
- ▶ SERVICING AND DELIVERY

For more information and detailed strategies and actions by LGA please refer to the G21 Regional Tennis Strategy (2014).

G21 LGA'S COLLECTIVELY INVEST MORE THAN \$400,000 A YEAR INTO TENNIS AND HARDCOURT SURFACE RENEWAL PROGRAMS, IN ADDITION TO SITE SPECIFIC CAPITAL WORKS PROJECTS.

GOVERNMENT INVESTMENT

HISTORICAL INVESTMENT

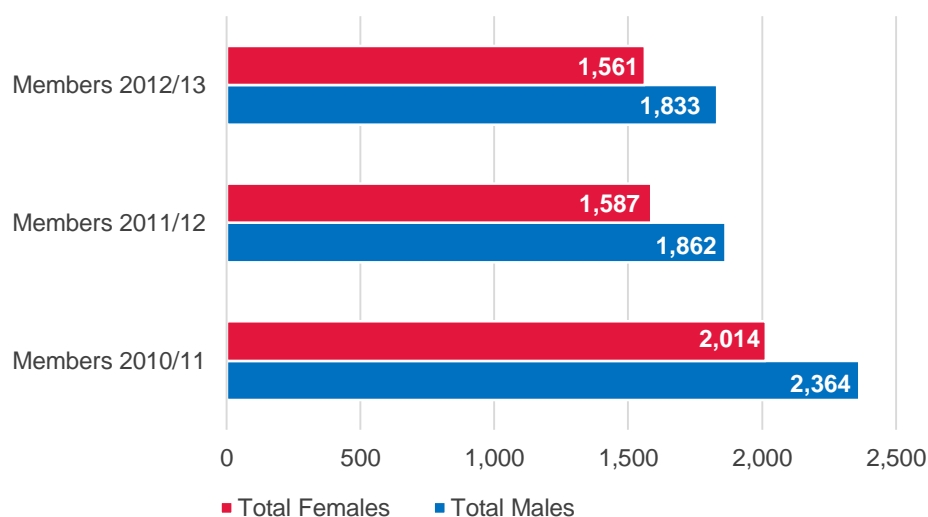
- ▶ In the 2013/14 financial year G21 LGA's delivered \$849,000 worth of tennis infrastructure projects, 82% of funding was provided through Local (72%) and State Government (10%).
- ▶ 18% of investment was provided through tennis clubs, community and Tennis Australia sources - totalling \$152,000.
- ▶ 1 Tennis Australia Court Rebate Scheme funded project to the value of \$32,000 was delivered in 2013/14.

TENNIS VICTORIA REGISTRATIONS HAVE DECREASED BY 22% IN THE PAST THREE YEARS DUE TO DECLINING CLUB AFFILIATION, REDUCTION IN POPULARITY OF FORMAL COMPETITIONS AND MOVE TOWARDS MORE COACH PROGRAM LED PARTICIPATION.

STATE OF PLAY 2014

TENNIS IN THE G21 REGION – SUMMARY REPORT JUNE 2014

TENNIS VICTORIA REGISTERED PARTICIPANTS BY GENDER IN THE G21 REGION (2010/11 TO 2012/13)



Participation in sport across the G21 region has *changed significantly* in recent years and there is a need to measure and monitor it's progress.

There is *equitable female participation* in tennis across the region representing 46% of all Tennis Victoria registered participants (54% male participants in 2012/13).

TENNIS VICTORIA REGISTERED PARTICIPANTS BY GENDER IN THE G21 REGION (2010/11 TO 2012/13)

Borough of Queenscliffe Tennis Facilities	Tennis Victoria Affiliation	Tennis Facility Hierarchy	Total Court Number	Total Floodlit Courts	% of Courts Floodlit	Female	Male	Total
Ganes Reserve (Points Lonsdale TC)	No	Local	6	4	67%	0	0	0
Victoria Park (Queenscliffe TC)	Affiliated	Local	4	2	50%	21	17	38
Total	-	-	10	6	60%	21	17	38

Surf Coast Shire Facility location	Tennis Victoria Affiliation	Tennis Facility Hierarchy	Total Court Number	Total Floodlit Courts	% of Courts Floodlit	Female	Male	Total
Aireys Inlet Tennis Club	No	Local	4	0	0%	157	146	303
Anglesea Tennis Club	No	District	8	8	100%	0	0	0
Bambra Tennis Club	Affiliated	Public	2	2	100%	0	0	0
Bellbrae Tennis Courts (and Club)	Affiliated	Local	4	2	50%	0	0	0
Bellbrae Tennis Courts - Lower	Affiliated	Public	2	0	0%	0	0	0
Buckley South Tennis Club	No	Public	2	0	0%	0	0	0
Connewarre Tennis Club	No	Public	2	0	0%	0	0	0
Deans Marsh Tennis Club	Affiliated	Public	2	0	0%	0	0	0
Freshwater Creek Tennis Courts	Unknown	Local	4	0	0%	0	0	0
Gnarwarre Tennis Courts	No	Public	2	0	0%	0	0	0
Jan Juc Tennis Club	No	Local	5	4	80%	0	0	0
Lorne Country Club	No	Local	6	0	0%	0	0	0
Mirree Tennis Courts	Folded	Public	2	0	0%	0	0	0
Modewarre Tennis Courts	Folded	Public	2	0	0%	10	7	17
Moriatic Tennis Club	Affiliated	Local	4	2	50%	6	7	13
Mt Moriatic Tennis Club	Affiliated	Public	3	0	0%	5	0	5
Spring Creek Reserve (Torquay TC)	No	Local	6	6	100%	0	0	0
Winchelsea Tennis Club	Affiliated	Local	4	0	0%	14	0	14
Total	-	-	64	24	38%	192	160	352

Colac Otway Shire Facility location	Tennis Victoria Affiliation	Tennis Facility Hierarchy	Total Court Number	Total Floodlit Courts	% of Courts Floodlit	Female	Male	Total
Apollo Bay Tennis Courts	No club	Public	3	3	100%	0	0	0
Barongarook Community Tennis Club	No	Public	2	0	0%	0	0	0
Barwon Downs Tennis Club	Affiliated	Public	2	0	0%	12	13	25
Beeac Tennis Club	Affiliated	Public	3	0	0%	31	28	59
Beech Forest (Ferguson) Courts	No club	Public	2	0	0%	0	0	0
Birregurra Rec Reserve TC	Affiliated	Public	2	2	100%	0	0	0
Carlisle River Tennis Courts	No club	Public	1	0	0%	0	0	0
Colac Central Reserve	No club	Public	2	0	0%	0	0	0
Colac Indoor Tennis Centre	Affiliated	Local	4	4	100%	9	9	18
Colac Lawn Tennis Club	Affiliated	Regional	19	0	0%	34	57	91
Colac South Reserve (Elliminyt TC)	Affiliated	Local	4	0	0%	0	0	0
Cororooke Tennis Club	Affiliated	Public	3	0	0%	0	0	0
Cressy Tennis Club	Folded	Public	2	0	0%	0	0	0
Eurack Tennis Courts	Folded	Public	2	0	0%	0	0	0
Forrest Tennis Club	Affiliated	Public	2	0	0%	5	4	9
Gellibrand Tennis Courts	Folded	Public	2	1	50%	0	0	0
Gerangamete Tennis Courts	No club	Public	2	0	0%	0	0	0
Johanna Tennis Courts	No club	Public	2	0	0%	0	0	0
Kawarren Tennis Club	Affiliated	Public	2	0	0%	0	0	0
Kennett River Tennis Court	Folded	Public	1	0	0%	0	0	0
Larpent Tennis Courts	No club	Public	2	0	0%	0	0	0
Lavers Hill Tennis Courts	No club	Public	2	0	0%	0	0	0
Pennyroyal Tennis Club	No	Public	2	0	0%	0	0	0
Swan Marsh Tennis Club	Affiliated	Public	2	0	0%	8	6	14
Warncoort Tennis Club	Affiliated	Public	2	0	0%	0	0	0
Yeo Tennis Club	No club	Public	2	0	0%	0	0	0
Total	-	-	74	10	14%	99	117	216

Golden Plains Shire Facility location	Tennis Victoria Affiliation	Tennis Facility Hierarchy	Total Court Number	Total Floodlit Courts	% of Courts Floodlit	Female	Male	Total
Bannockburn Recreation Precinct (Bannockburn Tennis Club)	Affiliated	Local	6	2	33%	0	0	0
Barunah Park Tennis Courts	Folded	Public	2	0	0%	0	0	0
Cape Clear Tennis Club	Folded	Public	1	0	0%	0	0	0
Corindhap Tennis Club	Folded	Public	2	0	0%	0	0	0
Enfield Tennis Club	Folded	Public	1	0	0%	0	0	0
Gheringhap Tennis Club	Affiliated	Public	3	0	0%	0	0	0
Grenville Tennis Club	Affiliated	Public	2	0	0%	0	0	0
Haddon Tennis Club	Affiliated	Local	4	0	0%	0	0	0
Inverleigh Tennis Club	Affiliated	Local	4	0	0%	19	8	27
Lethbridge Tennis Club	Affiliated	Public	3	0	0%	10	15	25
Linton Tennis Club	No	Local	4	0	0%	0	0	0
Mannibadar Tennis Club	Affiliated	Public	2	0	0%	0	0	0
Maude Tennis Club	Affiliated	Local	4	0	0%	0	0	0
Meredith Tennis Club	Affiliated	Local	6	0	0%	0	0	0
Napoleons Tennis Club	Affiliated	Local	6	0	0%	0	0	0
Rokewood Tennis Club	Affiliated	Public	2	2	100%	0	0	0
Ross Creek Tennis Club	Affiliated	Local	4	0	0%	0	0	0
Shelford Tennis Club	No	Public	3	0	0%	0	0	0
Smythesdale Tennis Club	Affiliated	Local	4	0	0%	0	0	0
Sutherlands Creek Tennis Club	Affiliated	Public	2	0	0%	1	0	1
Teesdale Tennis Club	Affiliated	Local	6	2	33%	10	2	12
Total	-	-	71	6	8%	40	25	65

City of Greater Geelong Facility location	Tennis Victoria Affiliation	Tennis Facility Hierarchy	Total Court Number	Total Floodlit Courts	% of Courts Floodlit	Female	Male	Total
Abe Wood Res (Lovely Banks TC)	Folded	Public	2	0	0%	0	0	0
All Saints Anglican Tennis Club	No	Public	2	0	0%	0	0	0
Anakie Reserve (Anakie Tennis Club)	Folded	Local	5	1	20%	6	9	15
Barwon Heads Village Park (Barwon Heads Tennis Club)	Affiliated	Local	6	4	67%	42	22	64
Batesford Reserve (Batesford TC)	Folded	Public	2	0	0%	0	0	0
Breakwater Reserve (Breakwater TC and Geelong East Uniting Church TC)	No	Public	3	0	0%	0	0	0
Burdoo Rec Reserve (Grovedale TC and St Cuthberts TC)	Affiliated	District	8	6	75%	108	123	231
Centre Court Indoor Tennis Centre	Affiliated	District	7	7	100%	0	0	0
Corio Community Reserve	Folded	Local	4	2	33%	0	0	0
Dorris Smith Res (Geelong West TC)	Affiliated	Public	3	0	0%	0	0	0
Drysdale Rec Reserve	Affiliated	Public	2	0	0%	0	0	0
Ervin Reserve (Newcomb TC)	Affiliated	District	10	0	0%	18	25	43
Francis Street Res (St Stephen's TC)	Affiliated	Local	6	0	0%	0	0	0
Frank Mann Reserve (Ceres TC)	Affiliated	Public	2	0	0%	4	4	8
Fyans Park Tennis Club	Affiliated	Public	2	0	0%	8	6	14
Geelong East Uniting Church Club	No	Public	3	0	0%	14	34	48
Geelong Lawn Tennis Club	Affiliated	Regional	28	14	50%	258	482	740
Hamlyn Park Tennis Club (Hamlyn Reserve)	No	Local	5	2	40%	0	0	0
Harvey Park (St Leonards TC)	Unknown	Public	2	0	0%	0	0	0
Highton Reserve (Highton TC)	Affiliated	Local	6	6	100%	0	0	0
Howard Glover Reserve (Eastern Districts TC and Wandana Heights TC)	Affiliated	Local	4	0	0%	0	0	0
Jetty Road Res (Clifton Springs TC)	Affiliated	Local	6	2	33%	71	65	136
Kenwith Park (St Pauls Anglican TC and All Saints Anglican TC)	Unknown	Public	2	0	0%	0	0	0
Lara Recreation Reserve (Lara TC)	Affiliated	District	8	4	50%	36	46	82
Latrobe Terrace Church of Christ TC	Folded	Local	1	0	0%	0	0	0
Leopold Rec Reserve (Leopold TC)	Affiliated	District	9	2	22%	38	42	80
Lunan Park (Lunan Tennis Club)	Affiliated	Public	2	0	0%	13	16	29
Marcus Hill Reserve	No	Public	2	0	0%	0	0	0
Marshall Reserve	Unknown	Public	1	0	0%	0	0	0
Moolap Reserve (Moolap TC)	Affiliated	Local	6	2	33%	27	37	64
Myers Reserve (Bell Post Hill TC)	Affiliated	Local	4	2	50%	6	0	6
Ocean Grove Tennis Club	Affiliated	Local	7	5	71%	171	158	329
Pioneer Park	Affiliated	Local	6	0	0%	0	0	0
Portarlington Rec Reserve (Portarlington Tennis Club)	No	Local	5	0	0%	0	0	0
Seaview Tennis Club	Folded	Public	2	0	0%	0	0	0
Shell Tennis Club	No	Public	2	0	0%	0	0	0
St Albans Reserve (St Albans TC)	Affiliated	Local	6	3	50%	21	17	38
St John's Lutheran Tennis Club	Folded	Public	1	0	0%	0	0	0
St Leonards Reserve	No	Public	2	0	0%	0	0	0
St Lukes Uniting Tennis Club (Highton TC)	No	Public	2	0	0%	0	0	0
Surfside Reserve (Surfside TC)	Affiliated	Local	5	2	40%	0	9	9
Thomson Reserve (St Mary's TC)	Affiliated	Local	4	0	0%	0	0	0
Tim Hill Res (Wandana Heights TC)	Affiliated	Local	6	6	100%	32	25	57
Wallington Reserve (Wallington TC)	Folded	Local	5	0	0%	0	0	0
Wathaurong Reserve (Drysdale TC)	Affiliated	Local	6	0	0%	0	0	0
Waurm Ponds Res (Waurm Ponds TC)	Affiliated	Local	6	0	0%	29	24	53
Western Heights Uniting Tennis Club	No	Local	4	0	0%	0	0	0
Total	-	-	222	70	31%	902	1144	2046

*Note: Why do some clubs have 'o' member numbers?

Many clubs appear with 'o' members as their memberships have been unavailable via Tennis Victoria's historical database. This is either due to non-registration of members or through non-affiliation with Tennis Victoria. These membership numbers are expected to improve in subsequent years as a result on National Affiliation reform from 1 July 2014.

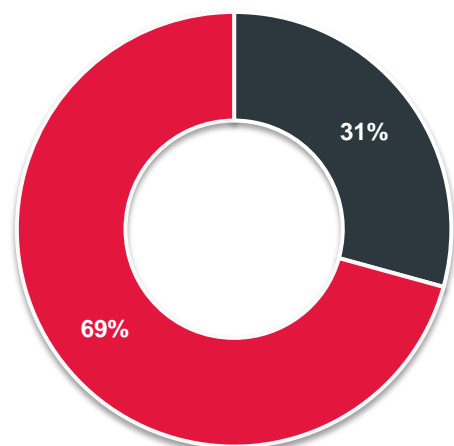
STATE OF PLAY 2014

TENNIS IN THE G21 REGION – SUMMARY REPORT JUNE 2014

SUMMARY OF FACILITY PROVISION BY LGA ACROSS THE G21 REGION (2013)

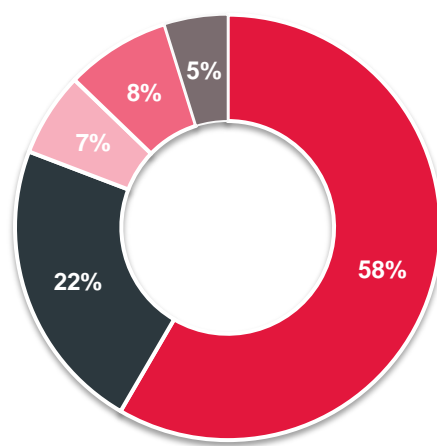
LGA	City of Greater Geelong	Surf Coast Shire	Golden Plains Shire	Colac Otway Shire	Borough of Queenscliffe	TOTAL No.	TOTAL %
▶ NUMBER OF VENUES	44	15	19	26	2	106	-
▶ NUMBER OF CLUBS	42	15	14	16	2	89	
▶ NUMBER OF COURTS	222	56	67	74	10	430	-
▶ NUMBER OF PLAYABLE COURTS	218	52	57	71	10	408	-
▶ RED POROUS / CLAY	8	6	0	0	0	14	3%
▶ SYNTHETIC GRASS	38	24	2	8	4	76	19%
▶ ASPHALT	77	17	29	44	0	161	40%
▶ CONCRETE	2	0	0	1	0	3	1%
▶ ACRYLIC HARDCOURT	80	5	26	3	6	120	30%
▶ NATURAL GRASS	13	0	0	15	0	28	7%
▶ FLOODLIT VENUES	18	7	4	4	2	35	33%
▶ FLOODLIT COURTS	73	28	8	10	6	125	31%

G21 REGION PERCENTAGE (%) OF TOTAL FLOODLIT COURTS IN THE G21 REGION (2013)



■ Floodlit courts ■ Non-floodlit courts

G21 REGION PERCENTAGE (%) OF TOTAL FLOODLIT COURTS BY LGA IN THE G21 REGION (2013)

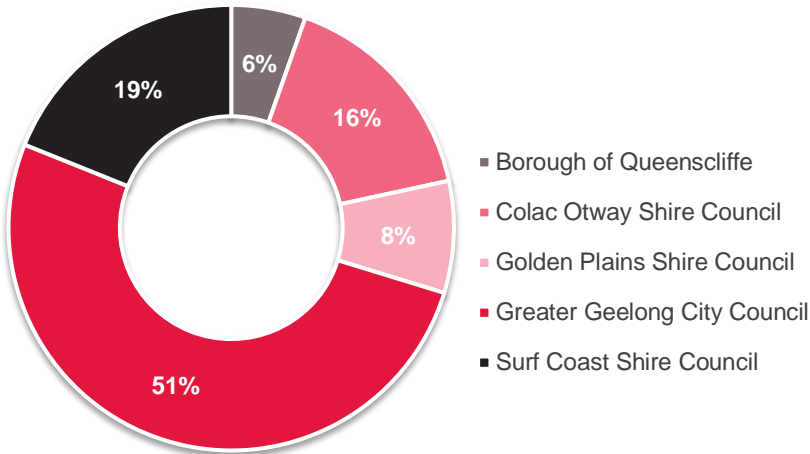


■ City of Greater Geelong ■ Surf Coast Shire
 ■ Golden Plains Shire ■ Colac Otway Shire
 ■ Borough of Queenscliffe

STATE OF PLAY 2014

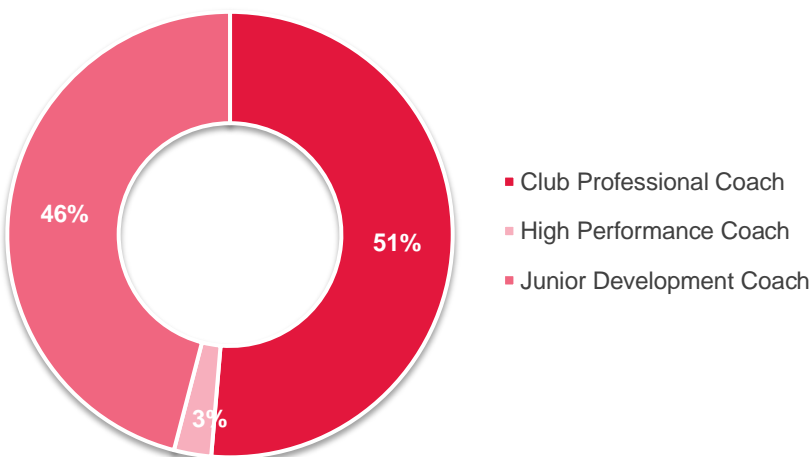
TENNIS IN THE G21 REGION – SUMMARY REPORT JUNE 2014

PERCENTAGE (%) OF REGISTERED COACHES BY LGA COACHING AT CLUBS IN THE G21 REGION (2012/13)



There are currently **37 clubs with Tennis Australia Qualified Coaches** operating across the region. The largest concentration of clubs with coaches are registered in City of Greater Geelong (51%), Surf Coast (19%) and Colac Otway Shire (16%).

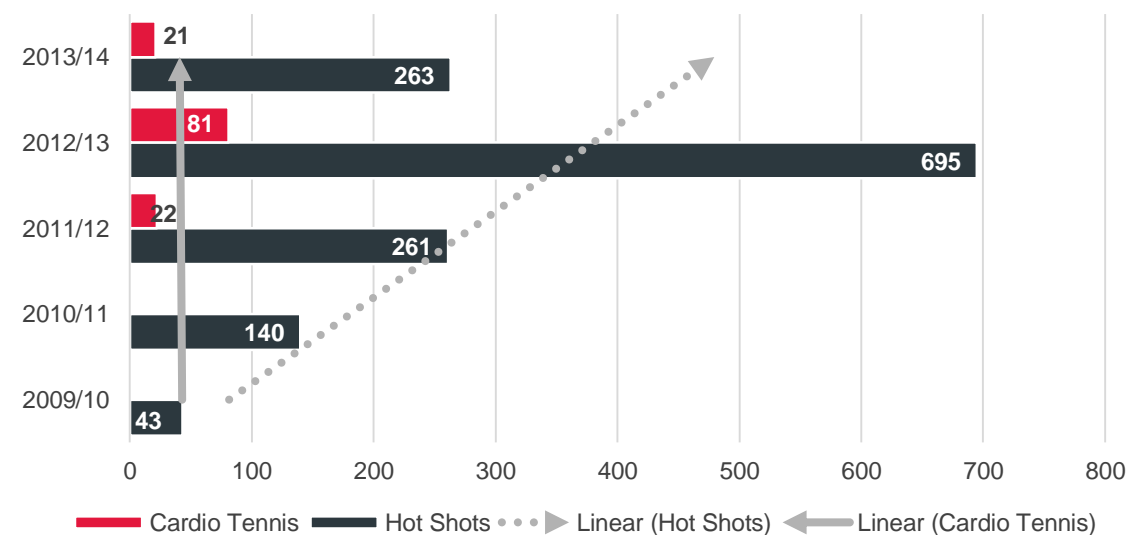
TENNIS AUSTRALIA PERCENTAGE (%) OF REGISTERED COACHES BY QUALIFICATION LEVEL IN THE G21 REGION (2012/13)



52% of coaches are Professional Coaches and 46% are Junior Development Coaches. **There is 1 High Performance Coach** currently coaching in the G21 region.

Note: Data represents all known Tennis Australia accredited coaches within the G21 region based on residential post code (n=37).

TENNIS VICTORIA PROGRAM PARTICIPATION - HOT SHOTS AND CARDIO TENNIS IN THE G21 REGION (2009/10 TO 2013/14)

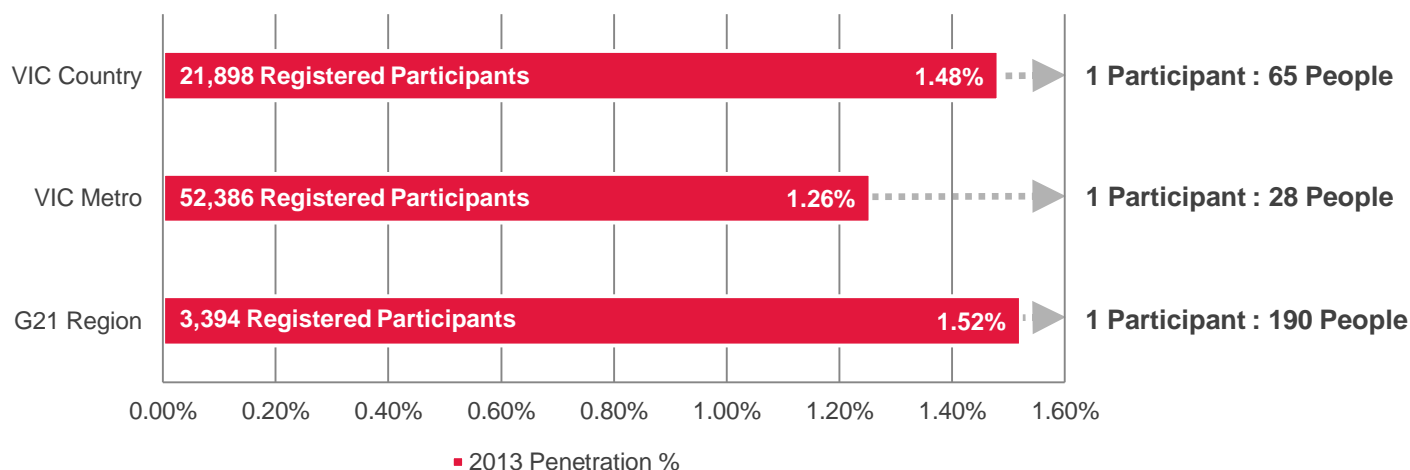


Note: 2013/14 data represents registrations as at 23rd January 2014.

STATE OF PLAY 2014

TENNIS IN THE G21 REGION – SUMMARY REPORT JUNE 2014

TENNIS VICTORIA REGISTERED PARTICIPANTS TO POPULATION RATIO AND PENETRATION RATE AS A PERCENTAGE OF TOTAL POPULATION (2012/13)



Note: The following population projections were utilised to determine registered participant penetration in 2013- Victoria In Future Population Projections 2011 (G21 region n=223,047, VIC Metro n=4,174,042 and VIC Country n=1,477,168).

RECENT TENNIS RELATED INFRASTRUCTURE WORKS COMPLETED BY LGA IN THE G21 REGION FOR THE 2013/14 FINANCIAL YEAR

LGA	Tennis and/or multiple sport	Project description	Total Project Value	LGA funds spent/ committed (\$)	State Government funding commitment/ grant (\$)	Sport funding commitment/ grant (\$)	Club or community contribution (\$)
Greater Geelong	Tennis	Clifton Springs Tennis Club - Two (2) new courts with lighting	\$232,000	\$120,000	\$0	\$32,000	\$80,000
Greater Geelong	Tennis	Wandana Heights Tennis Club - Contribution to two (2) new courts, lighting and car parking	\$120,000	\$120,000	\$0	\$0	\$0
Greater Geelong	Tennis	Waurin Ponds Tennis Club - Court resurface	\$24,000	\$24,000	\$0	\$0	\$0
Greater Geelong	Tennis	Hard surface upgrade program - 1) Waurin Ponds, 2) Hamlyn Park, 3) Tim Hill Reserve, 4) Pioneer Park, 5) Myers Reserve, 6) Wathaurong Reserve, 7) Portarlington Reserve, 8) Miscellaneous - Fencing	\$220,000	\$220,000	\$0	\$0	\$0
Colac Otway	Tennis	Beeac Tennis Courts - Redevelopment of three (3) courts	\$163,000	\$38,000	\$85,000	\$0	\$40,000
Golden Plains	Tennis	Lethbridge Tennis Club - Court upgrade	\$90,000	\$90,000	\$0	\$0	\$0
Queenscliffe	Tennis	None	\$0	\$0	\$0	\$0	\$0
Surf Coast	Tennis	Yet to provide information	\$0	\$0	\$0	\$0	\$0
TOTAL ESTIMATED G21 INFRASTRUCTURE WORKS			\$849,000	\$612,000	\$85,000	\$32,000	\$120,000
TOTAL % OF G21 INFRASTRUCTURE FUNDING CONTRIBUTION			-	72.1%	10.0%	3.8%	14.1%

STATE OF PLAY 2014

TENNIS IN THE G21 REGION – SUMMARY REPORT JUNE 2014

PURPOSE

The purpose of this annual State Of Play Report is to analyse and represent meaningful information to all levels of government, sporting organisations and the wider G21 community using existing regional and local tennis participation, club, facility and development information.

The State Of Play Report provides an overview of:

- ▶ Player statistics and demographics for the region,
- ▶ Club facility and registration data,
- ▶ Commentary from Tennis Victoria and Tennis Australia on the state of local clubs and the future directions and strategic initiatives of the sport, and
- ▶ Information on capital investment into local tennis facilities and other key projects.

BENEFITS AND USES

The State of Play Report provides a variety of key benefits and diverse uses. It allows partners to:

- ▶ Measure, monitor and report on participation trends across the G21 region year on year.
- ▶ Visually and easily identify sport trends, local issues and opportunities.
- ▶ Strategically allocate resources and specifically target areas for future development.
- ▶ Measure and quantify impacts of investment, programs and initiatives.

2013 provides baseline data for tennis in the G21 region and enables partners to monitor and quantify change across a number of key participation indicators year-on-year.

DATA SOURCES

Participant and Coach Registration Data was provided by Tennis Victoria and Tennis Australia.

Population data was sourced from the Department of Planning, Transport and Local Infrastructure, Victoria In Future population statistics, 2014.

Facility Location Data (2013) was sourced from Tennis Victoria and specific site visits conducted in 2013.

While care has been taken in the production of data sets, analysis and interpretation, the publishers (insideEDGE) do not accept responsibility for any errors or omissions relating to the data sources provided by other parties.

